

PHILIPS

**PerfectCare
Compact
Essential**

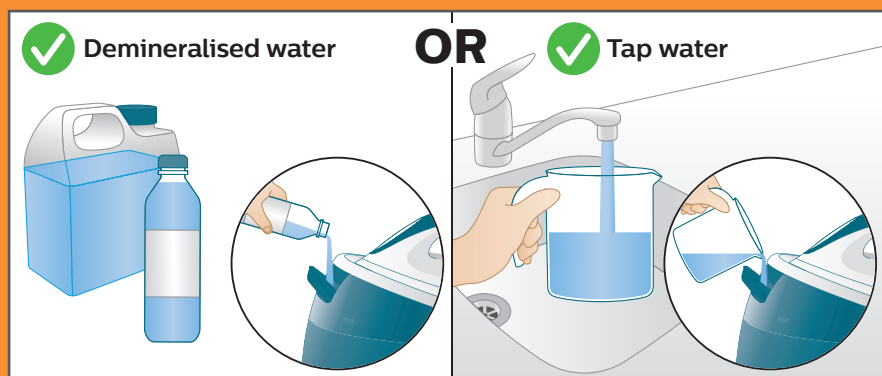
Important information

Read and
keep me

To enjoy the most out of your new steam generator, please read carefully.

For further information on usage and troubleshooting, please read the user manual.

1. Usage of right water type



Recommended to use:
Demineralised water if you
live in hard water area

OR Tap water

! DO NOT USE:
Perfumed water, vinegar,
descaling agents, ironing
aids etc.

2. Steam control

Steam will enhance your ironing performance.
Control the steam while ironing by using the steam trigger.



Press and hold the steam trigger
for steam during ironing.

! FOR FIRST USE:
Press the steam trigger
continuously for up to
30 seconds for steam.



Any questions?

Philips is here to help. Contact us directly.

 0207 949 0240

 015245443

 1300 363 391

 0800 658 224

www.philips.com/support

Please
turn over for
descaling



3. Sound and light descaling reminder


With the new Smart Calc-Clean feature, you'll be reminded to descale your appliance when this is needed.



Perform descaling once the descaling light flashes and the appliance beeps.



The steam function will be disabled automatically if descaling is not performed.



With the **Calc-Clean container** provided, you can perform descaling easily and get clean steam.

4. Performing Descaling

- ⚠️ Do not leave the appliance unattended during the descaling process.
- Hot water and steam will come out of the soleplate.
- Do not interrupt the descaling process (approx. 2 minutes).




Fill the water tank halfway and switch on the appliance.



Place the iron on the Calc-Clean container on an even, stable surface.



Wait approximately **2 minutes**. You will hear short beeps.



When the descaling process is completed, the iron stops beeping.



Wait approximately 5 minutes before emptying the Calc-Clean container.

