PHILIPS

PerfectCare 8000 Series

EN	User manual
IN	Petunjuk Pengguna
KO	사용자 설명서
MS-MY	Manual pengguna
TH	คู่มือผู้ใช้
VI	Hướng dẫn sử dụng
ZH-S	用户手册
ZH-T	使用手冊

	3
	4
	4
	5 - 10
	11
	12 - 13
	14
	15

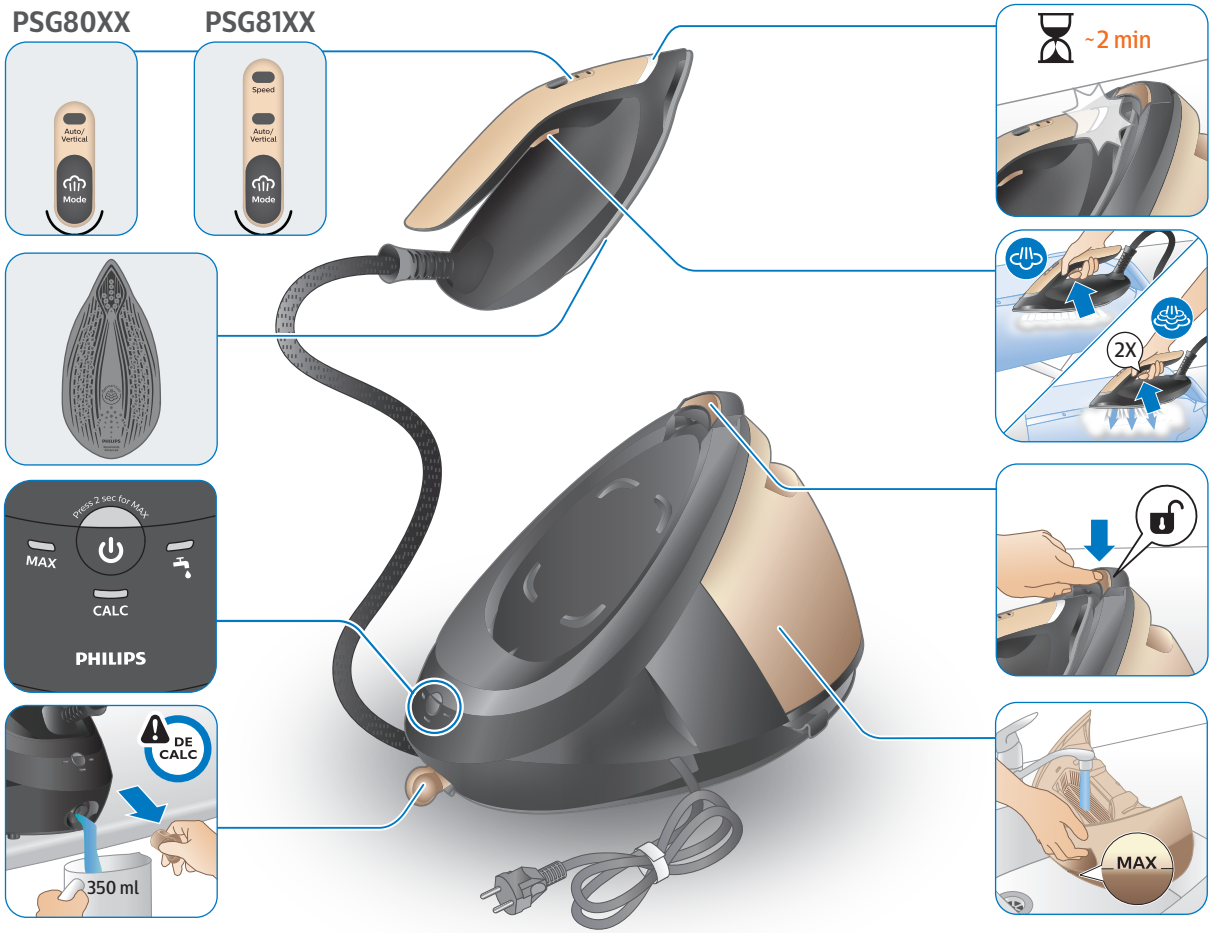
PSG80XX
PSG81XX
Auto/ Vertical
Mode
Speed
Auto/ Vertical
Mode
Press 2 sec for Max
MAX
CALC
PHILIPS
DE CALC
350 ml
~2 min
2X
MAX

1
2
MAX
3

1
2
MAX

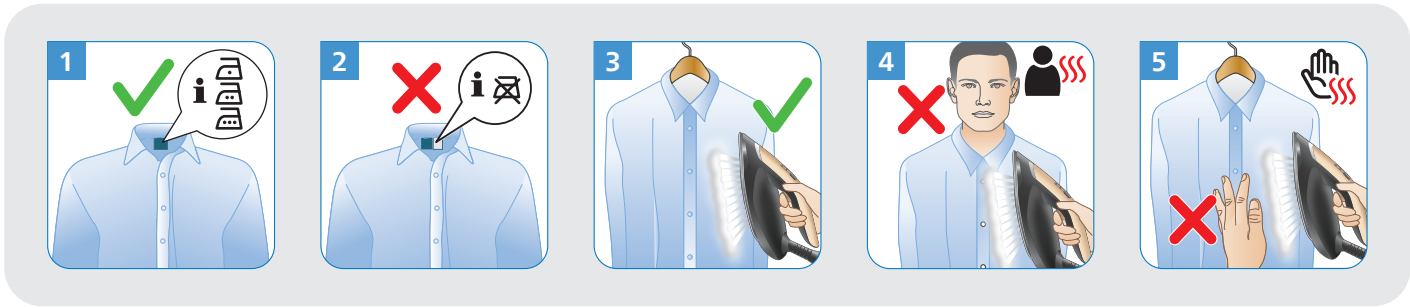
1
2
3
4
5

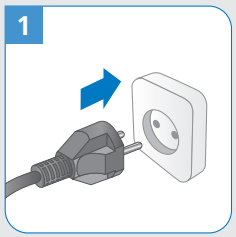

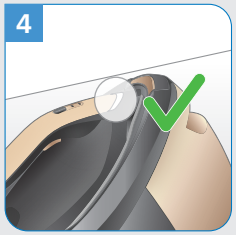

EN Steam 30 seconds horizontally before ironing to prevent water leaking.

IN Uapi selama 30 detik secara horizontal sebelum menyetrika untuk untuk mencegah kebocoran air.

KO 물이 새지 않도록 다림질을 하기 전에 수평으로 30 초간 스팀을 분사합니다.

MS-MY Stim 30 saat secara mendatar sebelum menyeterika untuk mengelakkan air bocor.

TH ปล่อยไอน้ำ 30 วินาทีในแนวนอนก่อนรีดเพื่อป้องกันไม่ให้น้ำรั่ว

VI Ủi thử trên ván ủi theo chiều ngang 30 giây trước khi ủi trên quần áo để tránh rò rỉ nước.

ZH-S 开始熨烫之前请水平蒸汽熨烫 30 秒，以防止漏水。

ZH-T 熨燙之前先以水平位置散發蒸氣 30 秒，以防漏水。

Auto-off

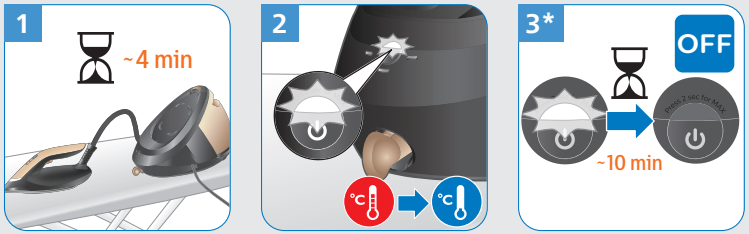

EN **Figure 3:** It switches off automatically when not in use for 10 minutes.

IN **Gambar 3:** Alat akan mati secara otomatis bila tidak digunakan selama 10 menit.

KO **그림 3:** 10분 동안 사용하지 않으면 자동으로 전원이 꺼집니다.

MS-MY **Rajah 3:** Seterika akan dimatikan secara automatik apabila tidak digunakan selama 10 minit.

TH **รูปที่ 3:** สวิตช์จะปิดอัตโนมัติเมื่อไม่ได้ใช้งานเป็นเวลา 10 นาที

VI **Hình 3**: Bàn ủi tự động tắt nếu không được sử dụng sau 10 phút.

ZH-S **图 3：** 10 分钟不使用时会自动关机。

ZH-T **圖 3：**閒置 10 分鐘後，隨即自動關閉。

OptimalTEMP



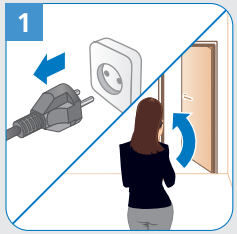

MAX

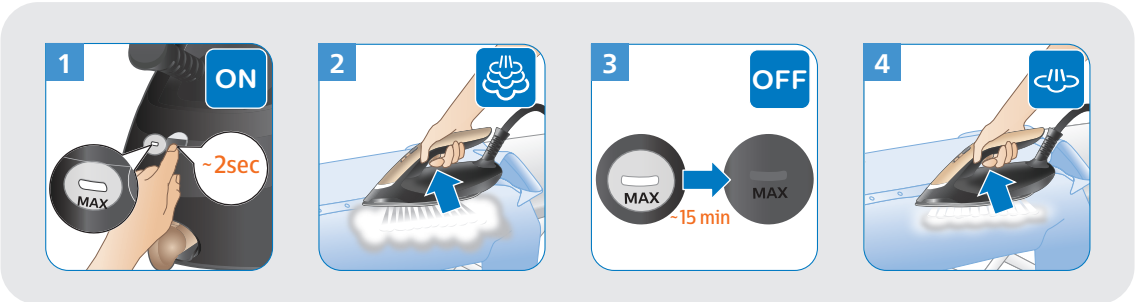

STEAM BOOST

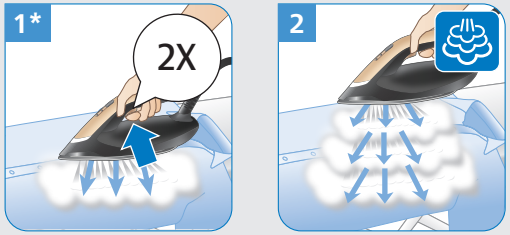

EN **Figure 1:** Press steam trigger twice quickly.

IN **Gambar 1:** Tekan pemicu uap dua kali dengan cepat.

KO **그림 1:** 스팀 버튼을 빠르게 두 번 누릅니다.

MS-MY **Rajah 1:** Tekan picu stim dua kali dengan cepat.

TH **รูปที่ 1:** กดปุ่มใช้พลังไอน้ำสองครั้งอย่างรวดเร็ว

VI **Hình 1:** Nhấn nhanh nút bấm hơi nước hai lần.

ZH-S **图 1：** 快速按蒸汽开关两次。

ZH-T **圖 1：** 連按兩次蒸氣觸動器。

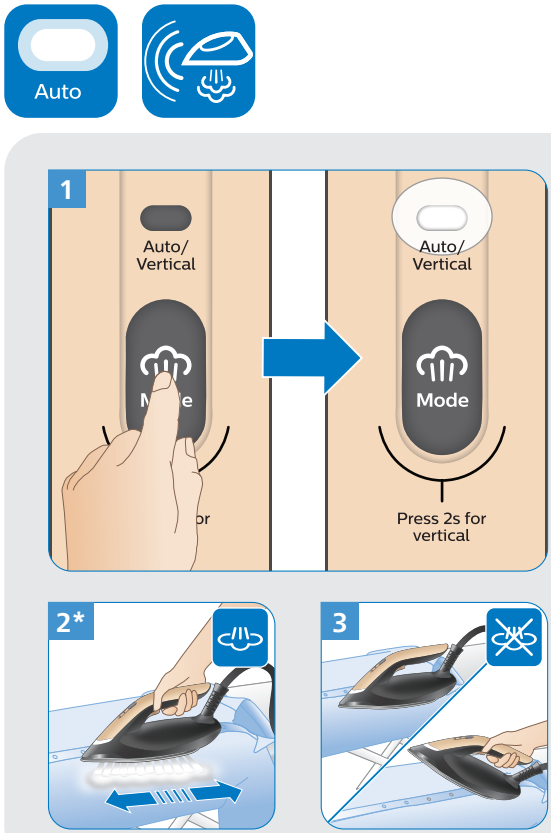

EN **Figure 2:** Steam comes out when you move, steam stops when you stop moving or lift up the iron.

IN **Gambar 2:** Uap akan keluar saat Anda bergerak, dan uap akan berhenti saat Anda berhenti bergerak atau mengangkat setrika.

KO **그림 2:** 다리미를 움직이면 스팀이 나오고, 움직이지 않거나 다리미를 들어 올리면 스팀이 중단됩니다.

MS-MY **Rajah 2:** Stim akan keluar apabila anda menggerakkan seterika dan stim akan berhenti apabila anda tidak menggerakkan seterika atau mengangkat seterika.

TH **รูปที่ 2:** จะปล่อยไอน้ำออกมาเมื่อคุณเคลื่อนไหว จะหยุดปล่อยไอน้ำเมื่อคุณหยุดหรือยกเตารีดขึ้น

VI **Hình 2:** Hơi nước sẽ phun ra khi bạn di chuyển bàn ủi và dừng lại khi bạn ngừng di chuyển bàn ủi hoặc khi nhấc bàn ủi lên.

ZH-S **图 2：**在您移动电熨斗时蒸汽冒出，在您停止移动或竖起电熨斗时蒸汽停止。

ZH-T **圖 2：**蒸氣會於移動時散發，停止移動或抬起熨斗時停止。

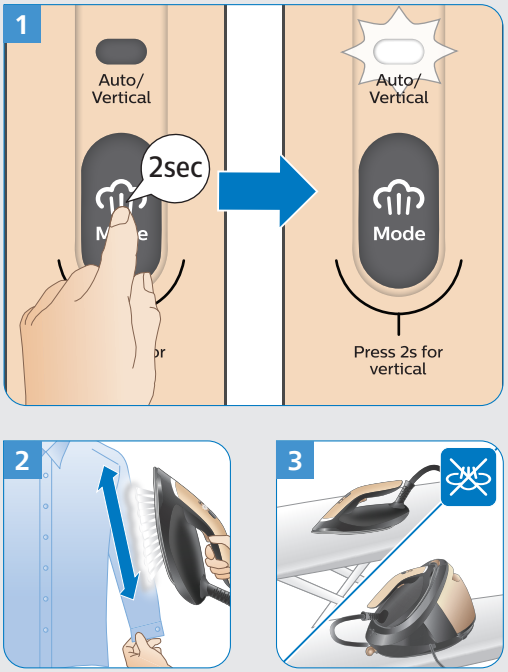

EN This mode will be deactivated if the iron is not used for 15 seconds.

IN Mode ini akan dinonaktifkan jika setrika tidak digunakan selama 15 detik.

KO 다리미를 15초 동안 사용하지 않으면 이 모드가 비활성화됩니다.

MS-MY Mod ini akan dinyahaktifkan jika seterika tidak digunakan selama 15 saat.

TH โหมดนี้จะปิดการใช้งานหากไม่ได้ใช้งานเตารีดเป็นเวลา 15 วินาที

VI Chế độ này sẽ bị vô hiệu hóa nếu bàn ủi không được sử dụng sau 15 giây.

ZH-S 如果电熨斗在 15 秒内未使用，此模式将会停用。

ZH-T 熨斗閒置 15 秒後，此模式將停用。

PSG81XX

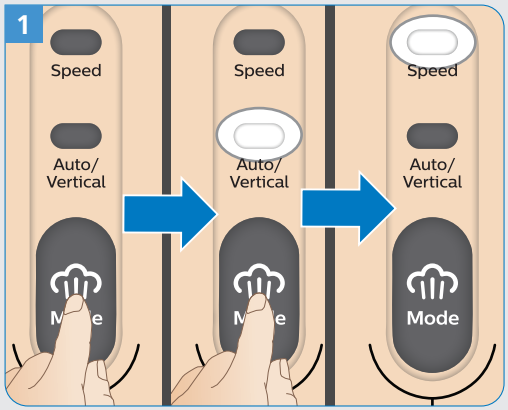

EN **Figure 2:** Slower movement, less steam.
Figure 3: Faster movement, more steam.

IN **Gambar 2:** Semakin pelan Anda bergerak, semakin sedikit uapnya.
Gambar 3: Semakin cepat Anda bergerak, semakin banyak uapnya.

KO **그림 2:** 느리게 움직이면 스팀이 적게 나옵니다.
그림 3: 빠르게 움직이면 스팀이 많이 나옵니다.

MS-MY **Rajah 2:** Pergerakan yang lebih perlahan akan mengeluarkan kurang stim.
Rajah 3: Pergerakan yang lebih pantas akan mengeluarkan lebih banyak stim.

TH **รูปที่ 2:** การเคลื่อนไหวที่ช้าลง ทำให้ปล่อยไอน้ำน้อยลง
รูปที่ 3: การเคลื่อนไหวที่เร็วขึ้น ทำให้ปล่อยไอน้ำมากขึ้น

VI **Hình 2:** Di chuyển chậm hơn, ít hơi nước phun ra hơn.
Hình 3: Di chuyển nhanh hơn, nhiều hơi nước phun ra hơn.

ZH-S **图 2：** 移动越慢，蒸汽越少。
图 3： 移动越快，蒸汽越多。

ZH-T **圖 2：**動作越慢，蒸氣越少。
圖 3：動作越快，蒸氣越多。

EASY DE-CALC

A

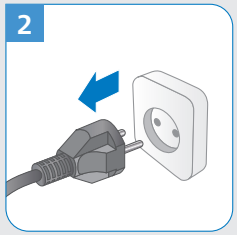

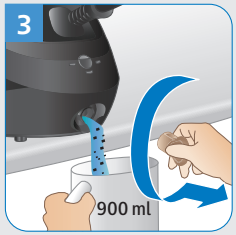

B

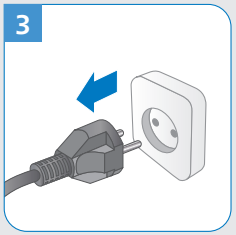

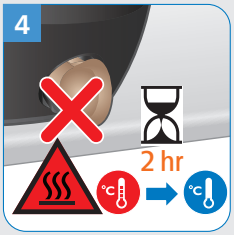

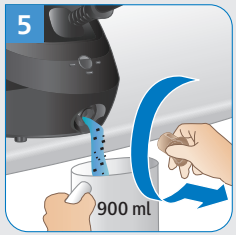

1
month

1
2
2 hr
3
4
900 ml
5
900 ml
6
900 ml
7
900 ml
8
9
10
11
12
13
~3 min
14
15
2 hr

1
month

16
900 ml
17
18

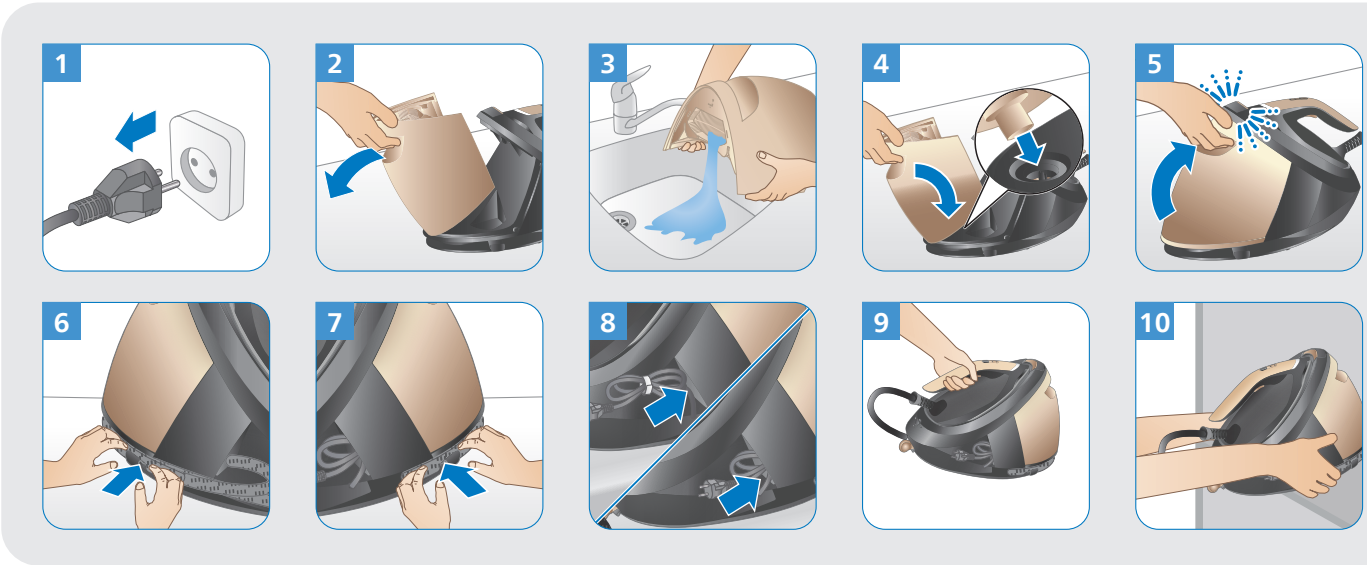
1
2
3
4
5
6
7
8
9
10

EN If you have any problems, visit **www.philips.com/support** for a list of frequently asked questions or contact the Consumer Care Center in your country.

IN Jika Anda mengalami masalah, kunjungi **www.philips.com/support** untuk melihat daftar pertanyaan yang sering diajukan, atau hubungi Pusat Layanan Konsumen di negara Anda.

KO 문제가 있을 경우 **www.philips.com/support**를 방문하여 자주 묻는 질문(FAQ) 목록을 참조하거나 해당 지역의 고객 상담실로 문의하십시오.

MS-MY Jika anda mempunyai sebarang masalah, lawati **www.philips.com/support** untuk mendapatkan senarai soalan lazim atau hubungi Pusat Layanan Pelanggan di negara anda.

TH หากมีปัญหา โปรดเยี่ยมชม **www.philips.com/support** สำหรับรายการคำถามที่พบบ่อยหรือติดต่อศูนย์บริการลูกค้าในประเทศของคุณ

VI Nếu bạn gặp bất kỳ sự cố nào, hãy truy cập **www.philips.com/support** để xem danh sách các câu hỏi thường gặp hoặc liên hệ với Trung tâm Chăm sóc Khách hàng tại quốc gia của bạn.

ZH-S 如果您有任何问题，请访问 **www.philips.com/support** 查阅常见问题列表，或联系您所在国家/地区的客户服务中心。

ZH-T 如有任何問題，請造訪 **www.philips.com/support** 查看常見問題集清單，或聯絡您所在國家/地區的客戶服務中心。

PHILIPS and the Philips Shield Emblem are registered trademarks of Koninklijke Philips N.V. and are used under license.
This product has been manufactured by and is sold under the responsibility of Versuni Holding B.V., and Versuni Holding B.V. is the warrantor in relation to this product.
2023 © Versuni Holding B.V.
6420.010.0227.2 (19/07/2023)

MIX
Paper
FSC
FSC™ C015589