

Thor DI China_JD

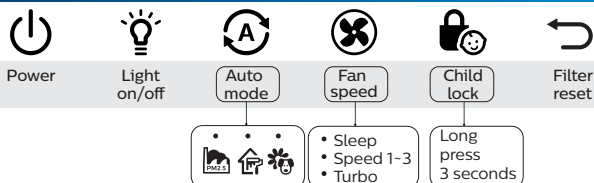
90x127mm

Connectivity

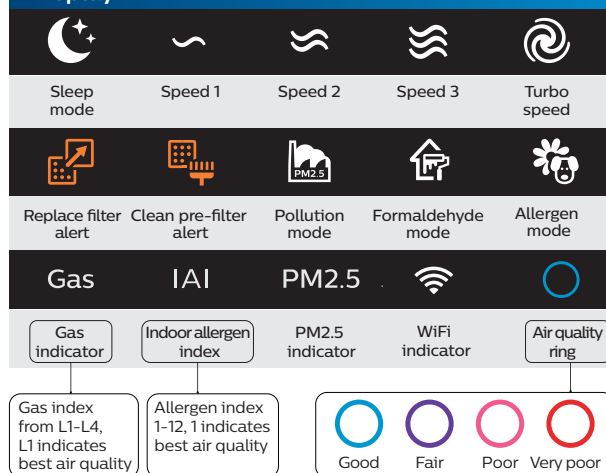


You need to connect your air purifier AC8688 with the App to control the purifier and check air quality. Download and install **JD Smart App**. Open the app and click '+' to connect your device. Please follow the steps in the app.

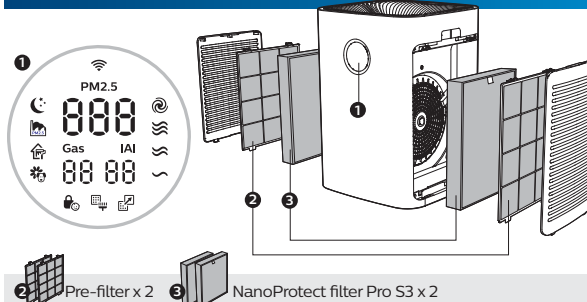
Control



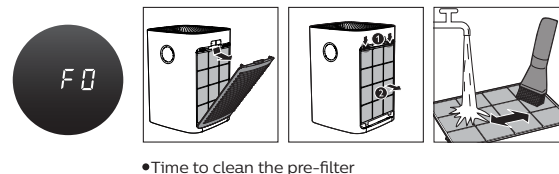
Display



Maintenance



When display shows F0



When display shows A3



❗ Press ↶ for 3 seconds to reset after cleaning or replacing accessory

The filter may produce smell after being used for a while because of the absorption of indoor air. Remove the filter and place it where it has direct sunlight and ventilation for several hours. Re-install and try using it again. If the odor remains, please replace the filter.

4241 211 00741

Thor DI China_JD

90x127mm

连接

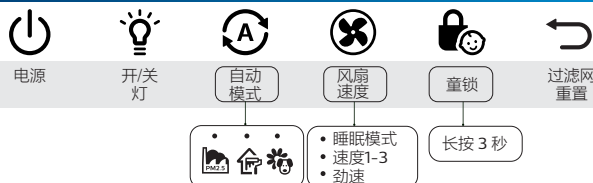


您需要将空气净化器AC8688与应用程序连接以控制净化器并检测空气质量。下载并安装。

京东微联

打开应用程序，点击“+”连接装置。
请按照应用程序中的步骤操作。

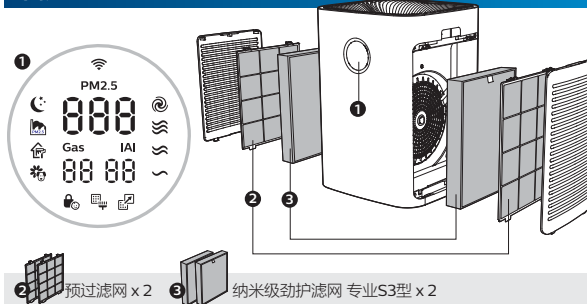
控件



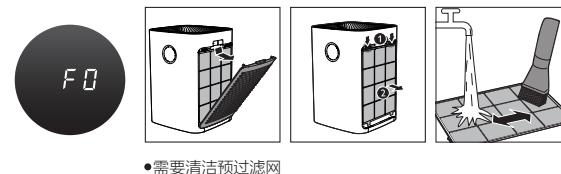
显示



维护



当显示屏显示 F0 时



•需要清洁预过滤网

当显示屏显示 A3 时



•需要更换纳米级劲护滤网 专业S3型

❗ 在清洁或更换配件后按 3 秒重置该配件。

滤网使用一段时间后可能会散发异味，这是因为吸附了室内的气味导致。建议您将滤网置于阳光底下晾晒后继续使用。如晾晒后异味仍较明显影响使用体验，建议更换滤网。

4241 211 00731