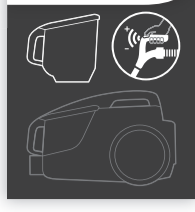


**PHILIPS**



4222.003.4304.3 17/3/2020

> 75% 循环再造纸

保留备用



>75 % recycled paper  
>75 % papier recyclé

English

## Introduction

Congratulations on your purchase and welcome to Philips! To fully benefit from the support that Philips offers, register your product at

**[www.philips.com/welcome](http://www.philips.com/welcome)**.

## Important safety information

Read this important information carefully before you use the appliance and save it for future reference.

### Danger

- Never vacuum up water or any other liquid, flammable substances or hot ashes.

### Warning

- Check if the voltage indicated on the appliance corresponds to the local mains voltage before you connect the appliance.
- Do not use the appliance if the plug, the mains cord or the appliance itself is damaged.
- If the mains cord is damaged, you must have it replaced by Philips, a service center authorized by Philips or similarly qualified persons in order to avoid a hazard.
- Do not point the hose, the tube or any other accessory at the eyes or ears nor put it in your mouth.
- The plug must be removed from the socket-outlet before cleaning or maintaining the appliance.
- This appliance is not intended for use by persons (including children) with reduced physical, sensory or mental capabilities, or lack of experience and knowledge, unless they have been given supervision or instruction concerning use of the appliance by a person responsible for their safety.
- Children should be supervised to ensure that they do not play with the appliance.
- Keep the appliance and its cord out of the reach of children.

### Caution

- Never use the appliance without any of the filters. This could damage the motor and shorten the life of the appliance.
- Always clean all parts as shown in the user manual. Do not clean any parts with water and/or cleaning agents if this is not particularly shown in the user manual.
- If you clean a washable filter with water, make sure it is completely dry before you put it back into the appliance. Do not dry the filter in direct sunlight, on a radiator or in a tumble dryer. Replace a washable filter if it can no longer be cleaned properly or if it is damaged.
- To guarantee optimal dust retention and performance of the vacuum cleaner, always replace the filters with original Philips filters of the correct type (see 'Ordering accessories').
- If your vacuum cleaner has a remote control, always replace the batteries of the remote control with batteries of the correct type.
- If your vacuum cleaner has a remote control, remove the batteries of the remote control if you are not going to use the appliance for one month or more.
- Maximum noise level:  $L_c = 84 \text{ dB(A)}$

### Battery safety instructions

- Only use this product for its intended purpose and follow the general and battery safety instructions as described in this user manual. Any misuse can cause electric shock, burns, fire and other hazards or injuries.
- Only operate this product on the type of disposable battery specified in the user manual.
- Always keep coin/button cell batteries out of the reach of children. Swallowing these batteries can result in serious injury or death.
- Do not recharge non-rechargeable batteries.
- Use and store the product at a temperature between  $0^\circ\text{C}$  and  $50^\circ\text{C}$ .
- Do not burn products and their batteries and do not expose them to direct sunlight or to high temperatures (e.g. in hot cars or near hot stoves). Batteries may explode if overheated.
- If the product becomes abnormally hot or gives off an abnormal smell, stop using it and contact your local Philips dealer.
- Do not place products and their batteries in microwave ovens or on induction cookers.
- To prevent batteries from heating up or releasing toxic or hazardous substances, do not disassemble, modify, pierce, damage or short-circuit batteries.
- If batteries are damaged or leaking, avoid contact with the skin or eye. If this occurs, immediately rinse well with water and seek medical care.
- When you handle batteries, make sure that your hands, the product and the batteries are dry.
- Insert batteries with the + and - poles pointing in the direction indicated in the battery compartment or holder.
- Do not mix different brands and types of batteries, do not mix new and used batteries and do not use batteries with different date codes.
- Remove batteries from the product if you are not going to use it for some time.

- To avoid accidental short-circuiting of batteries after removal, do not let battery terminals come into contact with metal object (e.g. coins, hairpins, rings). Do not wrap batteries in aluminum foil. Tape battery terminals or put batteries in a plastic bag before you discard them.
- Do not leave empty disposable batteries inside the product.

Electromagnetic fields (EMF)

This Philips appliance complies with all applicable standards and regulations regarding exposure to electromagnetic fields.

Ordering accessories

To buy accessories or spare parts, visit **www.philips.com/parts-and-accessories** or go to your Philips dealer. You can also contact the Philips Consumer Care Center in your country (see the international warranty leaflet for contact details).

Warranty and support

If you need information or support, please visit **www.philips.com/support** or read the international warranty leaflet.

Recycling

- Do not throw away the product with the normal household waste at the end of its life, but hand it in at an official collection point for recycling. By doing this, you help to preserve the environment.
- This product contains disposable batteries which shall not be disposed of with normal household waste.
- Follow your country's rules for the separate collection of electrical and electronic products and batteries. Correct disposal helps prevent negative consequences for the environment and human health.

Removing disposable batteries

To remove disposable batteries, see the instructions for placing and/or removing batteries in the user manual.

**Always remove empty disposable batteries from the product. Take any necessary safety precautions when you dispose of batteries.**

Troubleshooting

This chapter summarizes the most common problems you could encounter with the appliance. If you are unable to solve the problem with the information below, visit **www.philips.com/support** for a list of frequently asked questions or contact the Consumer Care Center in your country.

Problem	Possible cause	Solution
The suction power is insufficient.	The dust container is full.	Empty the dust container.
	The filters are dirty.	Clean or replace the filters.
	The suction power is set to a low setting.	Increase the suction power with the regulator on the appliance or on the handgrip.
	The nozzle, tube or hose is blocked up.	To remove the obstruction, disconnect the blocked-up item and connect it (as far as possible) the other way around. Switch on the vacuum cleaner to force the air through the blocked-up item in opposite direction.
When I use my vacuum cleaner I sometimes feel electric shocks.	Your vacuum cleaner builds up static electricity. The lower the air humidity, the more static electricity the appliance builds up.	Discharge the appliance by frequently holding the tube against other metal objects in the room (for example the legs of a table or chair, a radiator etc.). You can also raise the air humidity level in the room.
The remote control does not work.	The batteries do not make full contact or have not been inserted properly.	Remove the lid of the battery compartment and insert the batteries correctly. Make sure the - and + poles point in the right direction.
	The batteries are empty.	Replace the batteries. Please note that you can continue to vacuum until you replace the batteries, but you cannot use the remote control to increase or decrease the suction power or to switch off the appliance. To switch off the appliance, press the on/off button on the appliance.

简体中文

简介

感谢您的惠顾，很高兴您选择飞利浦！为了让您能充分享受飞利浦提供的支持，请在 **www.philips.com/welcome** 上注册您的产品。

重要安全信息

使用产品之前，请仔细阅读本重要信息，并妥善保管以供日后参考。

危险

- 切勿吸入水或其它液体、易燃物质或热灰。

警告

- 在将产品连接电源之前，请先检查产品所标电压与当地的供电电压是否相符。
- 如果插头、电源线或产品本身受损，请勿使用本产品。
- 如果电源线损坏，为了避免危险，必须由飞利浦、飞利浦特约维修中心或有同等维修资格的专业人员来进行更换。
- 切勿将软管、硬管或任何其它附件指向眼睛或耳朵，也不要放在口中。
- 清洁或维护产品之前，必须先从插座拔掉插头。
- 产品不建议由有肢体、感官或精神能力缺陷或缺少使用经验和知识的人（包括儿童）使用，除非有负责他们安全的人对他们进行与产品使用有关的监督或指导。
- 请照看好儿童，本产品不能用于玩耍。
- 将产品及其线缆放在儿童接触不到的地方。

注意

- 切勿在没有任何滤网的情况下使用本产品。这会损坏马达并缩短产品的使用寿命。
- 务必按照用户手册中的说明清洁所有部件。请勿使用水和/或清洁剂清洁任何部件（如果用户手册中未特别说明）。
- 如果用水清洁可水洗滤网，确保其完全干燥，然后再放回产品中。切勿在阳光直射处、暖气管上或转筒式干燥机中干燥滤网。 如果无法再正常清洁水洗滤网或其已损坏，请加以更换。
- 为保证吸尘器的最佳吸尘效果和性能，请务必用正确型号的原装飞利浦过滤网来替换滤网（请参阅“订购附件”一章）。
- 如果您的吸尘器配备了遥控器，请务必使用正确型号的电池来更换遥控器的电池。
- 如果您的吸尘器配备了遥控器，并且一个月或一个月以上将不使用本产品，请取出遥控器的电池。
- 最大噪音强度： Lc = 84 dB(A)

电池安全说明

- 仅可将本产品用于原定用途，并应遵循本用户手册中的一般说明和电池安全说明。 如有滥用，可能会导致电击、烧伤、火灾和其他危害或伤害。
- 只能使用用户手册中所规定型号的一次性电池为本产品供电。
- 务必将硬币电池/纽扣电池放置到儿童接触不到的地方。 吞咽这些电池可能导致严重的伤害或死亡。
- 请不要给不可充电电池充电。
- 使用和存放本产品的温度应介于 0 ° C 至 50 ° C 之间。
- 切勿燃烧产品及其电池，也不要将其暴露在阳光直射或高温的环境中（例如炎热的汽车内或热炉附近）。 如果过热，电池可能会爆炸。
- 如果产品异常发热或发出异味，请停止使用并联系您当地的飞利浦经销商。
- 切勿将产品及其电池放置在微波炉中或电磁炉上。
- 为防止电池发热或释放有毒有害物质，切勿拆解、改装、刺穿、损坏电池或使电池短路。
- 如果电池损坏或出现泄漏，请避免与皮肤或眼睛接触。 如果不慎接触，请立即用清水冲洗并就医。
- 处理电池时，请确保您的双手、产品和电池都是干燥的。

- 插入电池，且正极和负极与电池仓或电池座内指示的方向相同。
- 请勿混用不同品牌和类型的电池，不要混用新旧电池，也不要使用日期代码不同的电池。
- 如果在一段时期内不会使用本产品，请从产品中取出电池。
- 为避免电池拆卸后发生意外短路，切勿让电池端子接触金属物体（例如硬币、发夹、戒指）。切勿用铝箔包裹电池。在丢弃之前，请用胶带将电池端子粘住或将电池放在塑料袋中。
- 切勿将电量耗尽的一次性电池留在产品内。

电磁场 (EMF)

本 Philips 产品符合所有有关暴露于电磁场的适用标准和法规。

订购配件

如需购买附件或备件，请访问 [www.philips.com/parts-and-accessories](http://www.philips.com/parts-and-accessories) 或联系您的飞利浦经销商。您还可以联系所在国家/地区的飞利浦客户服务中心（请参阅保修卡了解详细联系信息）。

## 保修和支持

如需信息或支持，请访问 [www.philips.com/support](http://www.philips.com/support) 或阅读保修卡。

回收

- 弃置本产品时，请不要将其与一般生活垃圾放在一起，应将其交给政府指定的回收中心。这样做将有利于环保。
- 此产品包含一次性电池：请勿将充电电池与一般生活垃圾一起弃置。
- 遵循您所在国家/地区有关分类回收电子电气产品和电池的规定。正确弃置产品有助于避免对环境和人类健康造成不良后果。

产品中有害物质的名称及含量						
部件名称	有害物质					
	铅 (Pb)	汞 (Hg)	镉 (Cd)	六价铬 (Cr (VI) )	多溴联苯 (PBB)	多溴二苯醚 (PBDE)
电源适配器	X	O	O	O	O	O
本表格依据 SJ/T 11364 的规定编制。 O: 表示该有害物质在该部件所有均质材料中的含量均在 GB/T 26572 规定的限量要求以下。 X: 表示该有害物质至少在该部件的某一均质材料中的含量超出 GB/T 26572 规定的限量要求。						

- 该表格中所显示的“有害物质”在产品正常使用情况下不会对人身和环境产生任何伤害。
- 该表格中所显示的“有害物质”及其存在的部件向消费者和回收处理从业者提供相关物质的存在信息，有助于产品废弃时的妥善处理。

拆卸一次性电池



要拆卸一次性电池，请参见用户手册中关于安装和/或拆卸电池的说明。

请务必将电量耗尽的一次性电池从产品中取出。当您弃置电池时，请采取必要的安全保护措施。

按院外理亡計

本章归纳了使用本产品时最常见的一些问题。如果您无法根据以下信息解决问题，请访问 [www.philips.com/support](http://www.philips.com/support) 查阅常见问题列表，或联系您所在国家/地区的客户服务中心。

问题	可能的原因	解决方法
吸力不足。	集尘桶已满。	清空集尘桶。
	滤网脏了。	清洁或更换过滤网。
	吸力被设置在较低的档位。	使用机身或手柄上的调节器增强吸力。
	吸嘴、硬管或软管阻塞。	要清除阻塞物，请将阻塞的部分拆下，并将它以相反方向连接（尽可能离的远一些）。打开吸尘器的电源，强迫气流从相反方向通过被阻塞的部分。
有时，在使用吸尘器时会有触电的感觉。	吸尘器会积聚静电。空气湿度越低，产品积聚的静电就越多。	经常握住硬管使其与房间中的其它金属物体接触（例如，桌椅脚或电炉等），对产品进行放电。您也可以增加房间的空气湿度。
遥控器无法正常工作。	电池接触不良或没有正确装入。	取下电池仓盖，并正确装入电池。确保电池的正负极没有装反。
	电池电量耗尽。	更换电池。请注意，更换电池之前您可以继续进行吸尘，但无法使用遥控器来增强或减弱吸力，或关闭本产品。要关闭本产品，请按产品上的开/关按钮。

<b>PHILIPS</b>		<b>PHILIPS</b>	
产品	: 飞利浦无尘袋吸尘器	产品	: 飞利浦无尘袋吸尘器
型号	: FC9516	型号	: FC9515
额定电压	: 220V~	额定电压	: 220V~
额定频率	: 50Hz	额定频率	: 50Hz
额定输入功率	: 1600 W	额定输入功率	: 1600 W
生产日期	: 请见产品本体	生产日期	: 请见产品本体
产地	: 中国江苏苏州	产地	: 中国江苏苏州
			
飞利浦（中国）投资有限公司 上海市静安区灵石路718号A1幢 全国顾客服务热线: 4008 800 008		飞利浦（中国）投资有限公司 上海市静安区灵石路718号A1幢 全国顾客服务热线: 4008 800 008	
本产品根据国标 GB4706.1-2005, GB4706.7-2014, GB4343.1-2018及 GB17625.1-2012制造		本产品根据国标 GB4706.1-2005, GB4706.7-2014, GB4343.1-2018及 GB17625.1-2012制造	

保留备用

发行日期: 17/3/2020