PHILIPS

产品：	飞利浦电动鞋刷	
型号：	GCA1000	
额定电压：	6V⎓	
额定输入功率：	12.2 W	
生产日期：	请见产品本体	IPX5
产地：	中国浙江慈溪	

范颂尼 (中国）投资有限公司
上海市静安区灵石路728弄20号201室
全国顾客服务热线: 4008 203 160

本产品根据国标 GB4706.1-2005制造

保留备用
发行日期：2023-07-20

PHILIPS and the Philips Shield Emblem are registered trademarks of Koninklijke Philips N.V. and are used under license.
飞利浦及飞利浦盾徽标志是Koninklijke Philips N.V. 的注册商标且经许可使用。

This product has been manufactured by and is sold under the responsibility of Versuni Holding B.V., and Versuni Holding B.V. is the warrantor in relation to this product.
本产品由 Versuni Holding B.V. 负责生产并销售，且 Versuni Holding B.V.是本产品的担保方。

2023 © Versuni Holding B.V.
642001002278

EN

Problem	Possible cause	Solution
The sneaker cleaner vibration is not as strong as before.	Battery level is low.	Change to 4 x new AA alkaline batteries. Please refer to the AA section.
The sneaker cleaner stops working.	Batteries are flat.	

SC

问题	可能的原因	解决方法
运动鞋清洁器振动不如以前强劲。	电池的电量不足。	更换为 4 节新 AA 碱性电池。请参阅 AA 部分。
运动鞋清洁器停止工作。	电池电量耗尽。	

TC

問題	可能原因	方法
運動鞋清潔器的震動強度不如以往有力。	電池電量不足。	更換為 4 個新的 AA 鹼性電池。請參閱 AA 一節。
運動鞋清潔器停止運作。	電池電量耗盡。	

KO

문제점	예상 원인	해결책
스니커즈 클리너의 진동은 이전과 같은 강하지 않습니다.	배터리 잔량이 부족합니다.	새 AA 알카라인 배터리 4개로 교체합니다. AA 섹션을 참조하십시오.
스니커 클리너가 작동하지 않습니다.	배터리가 방전되었습니다.	

TH

ปัญหา	สาเหตุที่เป็นไปได้	การแก้ปัญหา
แรงสั่นสะเทือนของตัวทำความสะอาดรองเท้าผ้าใบไม่แรงเหมือนเดิม	ระดับแบตเตอรี่ต่ำ	เปลี่ยนเป็นแบตเตอรี่อัลคาไลน์ AA ใหม่ 4 ก้อน โปรดดูที่ส่วน AA
ตัวทำความสะอาดรองเท้าผ้าใบหยุดทำงาน	แบตเตอรี่อ่อน	

MS

Masalah	Penyebab yang mungkin	Penyelesaian
Getaran pembersih sniker tidak begitu kuat seperti sebelum ini.	Paras bateri rendah.	Tukar kepada 4 x bateri alkali AA yang baru. Sila rujuk bahagian AA di bawah.
Pembersih sniker tidak berfungsi.	Bateri kosong.	

VI

Sự cố	Nguyên nhân có thể	Giải pháp
Độ rung của dụng cụ vệ sinh giày thể thao không còn mạnh như trước.	Pin yếu.	Thay 4 viên pin kiềm AA mới. Vui lòng tham khảo phần AA.
Dụng cụ vệ sinh giày thể thao ngừng hoạt động.	Pin cạn điện.	

PHILIPS

GCA1000

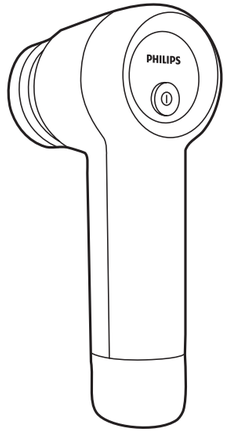

EN	**User manual**
SC	**用户手册**
TC	**使用手冊**
KO	**사용 설명서**
TH	**คู่มือผู้ใช**
MS	**Manual pengguna**
VI	**Hướng dẫn sử dụng**

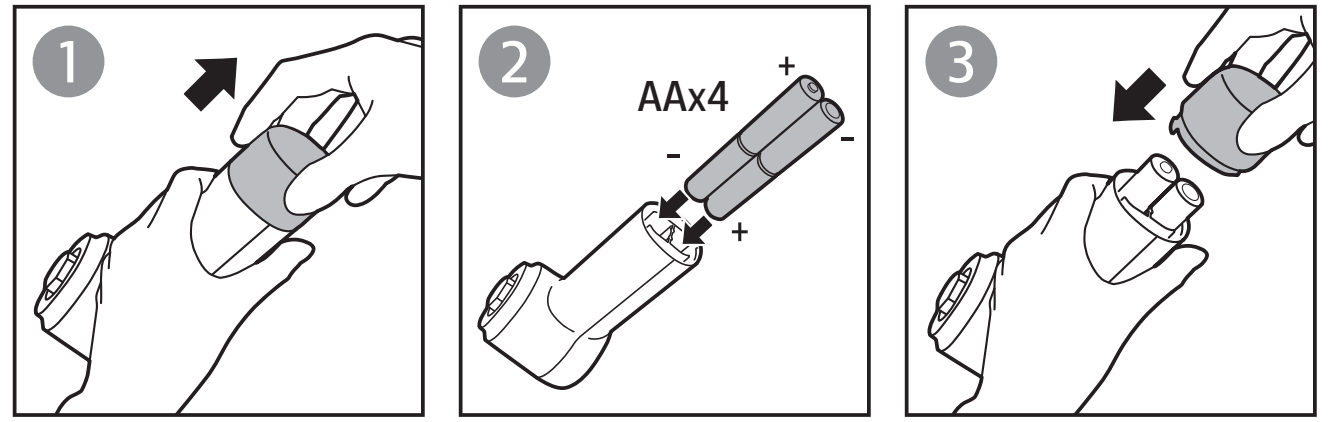

EN You are recommended to use alkaline batteries.

SC 建议您使用碱性电池。

TC 建議您使用鹼性電池。

KO 알카라인 배터리를 사용하는 것이 좋습니다.

TH ขอแนะนำให้ใช้แบตเตอรี่อัลคาไลน์

MS Anda disyorkan untuk menggunakan bateri alkali.

VI Bạn nên sử dụng pin kiềm.



EN	**Sponge ●**	PVC, leather, suede, smooth rubber
	Soft brush ●●	Mesh, canvas
	Hard brush ●●●	Textured rubber, rubber sole
SC	**海绵 ●**	PVC、皮革、绒面革、光滑橡胶
	软毛刷 ●●	网面，帆布
	硬毛刷 ●●●	纹路橡胶、橡胶底
TC	**海綿 ●**	PVC、皮革、麂皮、平滑橡膠
	軟刷 ●●	網布、帆布
	硬刷 ●●●	紋理橡膠、橡膠底
KO	**스펀지 ●**	PVC, 가죽, 스웨이드, 부드러운 고무
	부드러운 브러쉬 ●●	메시, 캔버스
	하드 브러시 ●●●	텍스처 고무, 고무 밑창
TH	**ฟองน้ำ ●**	PVC หนังสัตว์ หนังกลับ ยางเรียบ
	แปรงขนนุ่ม ●●	ตาข่าย ผืนผ้าใบ
	แปรงขนแข็ง ●●●	พื้นผิวยาง, พื้นรองเท้ายาง
MS	**Span ●**	PVC, kulit, suede, getah halus
	Berus lembut ●●	Jaringan, kanvas
	Berus keras ●●●	Getah tekstur, tapak getah
VI	**Miếng bọt biển ●**	PVC, da, da lộn, cao su trơn
	Bàn chải sợi mềm ●●	Lưới, vải canvas
	Bàn chải sợi cứng ●●●	Cao su bề mặt có gân, đế cao su

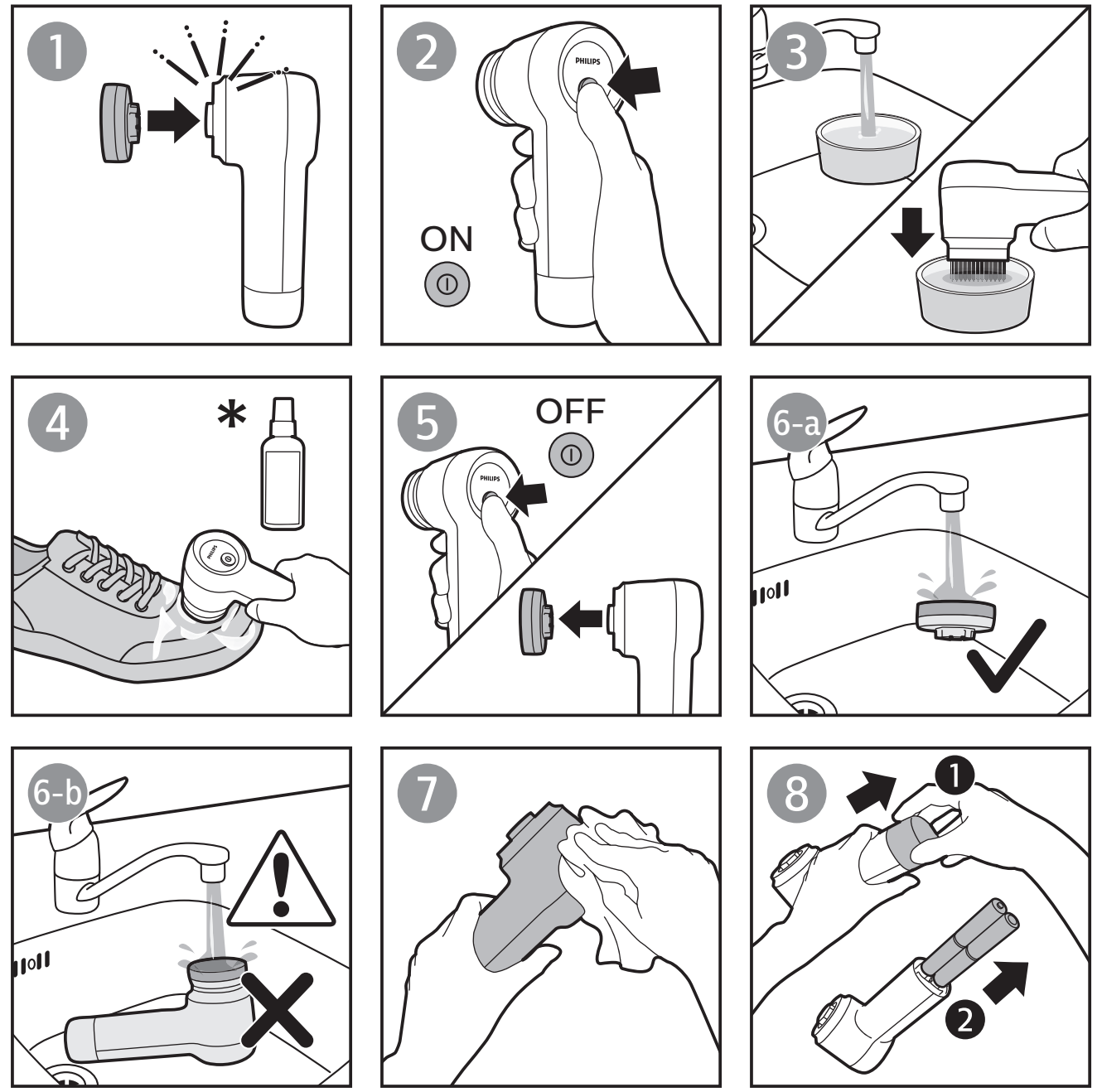

* EN Always use the sneaker cleaner with your regular sneaker cleaning product.

SC 始终使用运动鞋清洁剂搭配您的常规运动鞋清洁产品。

TC 務請搭配一般運動鞋清潔產品使用運動鞋清潔劑。

KO 스니커 클리너는 항상 일반 스니커즈 클리닝 제품과 함께 사용하십시오.

* TH ใช้ตัวความสะอาดรองเท้าผ้าใบกับผลิตภัณฑ์ทำความสะอาดรองเท้าผ้าใบทั่วไปของคุณเสมอ

MS Sentiasa gunakan pembersih sniker dengan produk pembersihan sniker biasa anda.

VI Luôn sử dụng dụng cụ vệ sinh giày thể thao với sản phẩm dung dịch vệ sinh giày thể thao thông thường của bạn.

EN If you have any problems, visit **www.Philips.com/support** for a list of frequently asked questions or contact the Consumer Care Center in your country.

SC 如果您有任何问题，请访问 **www.Philips.com/support** 查阅常见问题列表，或联系您所在国家/地区的客户服务中心。

TC 如有任何問題，請造訪 **www.Philips.com/support** 查看常見問題集清單，或聯絡您所在國家/地區的客戶服務中心。

KO 문제가 있을 경우 **www.philips.com/support**를 방문하여 자주 묻는 질문(FAQ) 목록을 참조하거나 해당 지역의 고객 상담실로 문의하십시오.

TH หากมีปัญหา โปรดเข้าไปที่ **www.Philips.com/support** สำหรับรายการคำถามที่พบบ่อยหรือติดต่อศูนย์บริการลูกค้าในประเทศของคุณ

MS Jika anda mempunyai sebarang masalah, lawati **www.Philips.com/support** untuk mendapatkan senarai soalan lazim atau hubungi Pusat Layanan Pelanggan di negara anda.

VI Nếu bạn gặp bất kỳ sự cố nào, hãy truy cập **www.Philips.com/support** để xem danh sách các câu hỏi thường gặp hoặc liên hệ với Trung tâm Chăm sóc Khách hàng tại quốc gia của bạn.