

# Quick Start Guide 快速指导手册

HD4777 / HD4775

## Using the appliance 使用产品

Set Clock ▶ 设置时钟 ▶

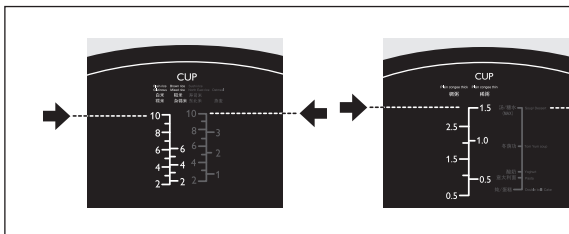
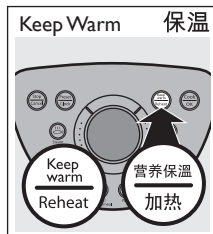
Select menu ▶ 选择菜单 ▶ Cook plain rice ▶ 煮白米 ▶

Set timer, method 1 ▶ 设置定时器 方法 1 ▶ Set timer, method 2 ▶ 设置定时器 方法 2 ▶

# Quick Start Guide 快速指导手册

HD4777 / HD4775

## Using the appliance (continued) 使用产品 继续



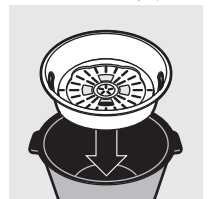
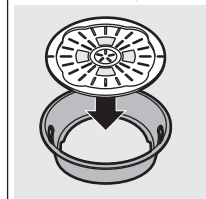
**Water level indications** - For each menu, all ingredients including water may not exceed the maximum water level on the scale for this particular menu indicated on the inside of the inner pot.

**水位指示** - 对于每种菜单，包括水在内的所有原料，不得超过内锅内侧针对该特定菜单标注的最大水位标示。

## Using different accessories 使用不同的配件


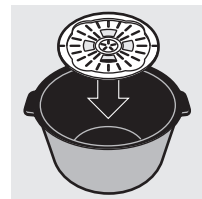
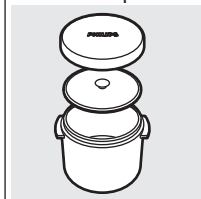
Steam basket ▶

蒸篮 ▶



Double boil pot ▶

炖盅 ▶



Yoghurt pots ▶

酸奶杯 ▶

